














# WILDWOOD

## TECHNICAL DATA || FLOOR TILES

ANSI A137.1: 2017  
Pressed Floor Tile, Class P1 - Impervious (Porcelain) - w.a. ≤ 0.5%

Property		Minimum	Maximum	Obs.	Results
RECTIFIED TILES					
	Nominal Size	-3.00%	2.00%	-	OK
	Caliber Range	-0.25% or -0.03 in (-0.8 mm)	0.25% or 0.03 in (0.8 mm)	1	± 0.05%
	Warpage Edge	-0.40% or -0.05 in (-1.3 mm*) or (-1.8mm**)	-0.40% or -0.05 in (-1.3 mm*) or (-1.8mm**)	-	± 0.25%
	Warpage Diagonal	-0.40% or -0.07 in (-1.8 mm)	0.40% or 0.07 in (1.8 mm)	1	± 0.25%
	Wedging	-0.25% or -0.03 in (-0.8 mm)	0.25% or 0.03 in (0.8 mm)	1	± 0.25%
CALIBRATED TILES					
	Nominal Size	-3.00%	3.00%	-	OK
	Caliber Range	-0.50% or -0.08 in (-2.0 mm)	0.50% or 0.08 in (2.0 mm)	1	± 0.25%
	Warpage Edge	-0.50% or -0.07 in (-1.8 mm)	0.50% or 0.07 in (1.8 mm)	1	± 0.25%
	Warpage Diagonal	-0.50% or -0.07 in (-1.8 mm)	0.50% or 0.07 in (1.8 mm)	1	± 0.25%
	Wedging	-0.50% or -0.08 in (-2.0 mm)	0.50% or 0.08 in (2.0 mm)	1	± 0.25%
ALL TILES					
	Thickness	N/A	Range: 0.040 in (1.02 mm)	4	± 5%
	Visible Abrasion Resistance (Only GL Tiles)	As Reported	As Reported	2	ICE WHITE 5 SMOKE 4 DEEP GREY 4 SAPH. BLUE 3 BR. BROWN 4 MID. BLACK 2
	Bond Strength	≥ 50 psi (0.34 Mpa)	-	-	Conforms
	Water Absorption	0.00%	0.50%	-	P1 (up to 0.5%)
	Color Uniformity	n.a.	V0 – 3 Judds	3	n.a.
	Crazing Resistance	Pass	-	2	Resists
	Thermal Shock	Pass	-	2	Resists
	Chemical Resistance	As Reported	As Reported	-	GL: GA, GLA
	DCOF	0.42	-	6	Conforms
	Stain Resistance	As Reported	As Reported	-	Class 5
	Breaking Strength	Average ≥ 275 lbf (1.22 kN)	Indiv. ≥ 250 lbf (1.11 kN)	-	≥ 1.40 kN
	Resistance to Freeze / Thaw Cycling	As Reported	As Reported	5	Resists

# WILDWOOD



**V4** (Substantial Variation)

**n.a.** Not Applicable. **n.p.d.** No Performance Declared. **GL** Glazed Tiles. **UGL** Unglazed Tiles.

\*Whichever is less for tiles up to 24"× 24" (610 mm × 610 mm). \*\* Applies to tiles larger than 24" × 24" (610 mm × 610 mm).

**(1)** Whichever is less. **(2)** Glazed Tile Only. **(3)** Class V0 Tile Only. **(4)** May not apply to textured surfaces or tiles with uneven back patterns.  
**(5)** When installation subject to freeze / thaw conditions. **(6)** For level interior spaces expected to be walked upon when wet.

**DISCLAIMER:** Specifications subject to change without further notice. This information is issued as is and without any further warranty of fitness for a particular purpose, so in no event shall cinca be liable for any direct, indirect, or consequential damage whatsoever arising out of or in any way related to the use of their product.