









# WILDWOOD MATTE or POLISHED

QUALITY CHARACTERISTICS	NORM	STANDARDS	RESULT
 <b>Water absorption of the body</b>	ISO 10545-3	$\leq 0.5\%$	Conformity
 <b>Breaking strength</b>	ISO 10545-4	$\geq 35 \text{ N/mm}^2$	Conformity
 <b>Abrasion resistance</b>	ISO 10545-7	PEI 3 - Midnight Black PEI 4 - Brazilian Bronze, Deep Grey, Smoke PEI 5 - Ice White	PEI 3 - 5 * See Standards
 <b>Frost resistance</b>	ISO 10545-12	No samples must show ruptures or noticeable surface alteration	Conformity
 <b>Chemical resistance</b>	ISO 10545-13	No samples must show visible signs of chemical attack	Conformity
 <b>Thermal shock resistance</b>	ISO 10545-5		Conformity
 <b>Dynamic coefficient of friction</b>	BOT 3000E	ANSI A137.1:2017	DCOF $\geq 0.42$
 <b>Slight Variation</b>	See Below		V4



V1

Uniform appearance



V2

Slight Variation



V3

Moderate Variation



V4

Substantial Variation

FOR THE BEST PRODUCT LAYING RESULTS, MATERIAL FROM AT LEAST THREE BOXES SHOULD BE MIXED

*The polished finish is recommended for wall coverings or for the floors of residential bathrooms. Specifically, floor coverings in this material must not be subjected to excessively heavy traffic and must never be in direct contact with outdoor areas. As is often the case with natural stones, any spots on the surface or any unevenness in shine are typical characteristics of the product, deriving from the process used.*



[www.bfceramics.com](http://www.bfceramics.com)